









Nixon PTA Survey

1. Please check the grade of each child you have in this school and/or other affiliation.			Response Percent	Response Count
Kinder			15.7%	20
1st			23.6%	30
2nd			22.0%	28
3rd			19.7%	25
4th			21.3%	27
5th			20.5%	26
Teacher			1.6%	2
Staff			0.8%	1
			<i>answered question</i>	127
			<i>skipped question</i>	0

2. The PTA endeavors to spend time and funds in the best interests of Nixon students and is interested in your views. Please rank the importance of each of the following. (1=very important, 5=not very important)

	1	2	3	4	5	Response Count
Resources on parenting/Parent education	15.7% (19)	22.3% (27)	28.1% (34)	18.2% (22)	15.7% (19)	121
Arts education	44.3% (54)	33.6% (41)	12.3% (15)	6.6% (8)	3.3% (4)	122
Traffic safety	30.9% (38)	29.3% (36)	22.8% (28)	6.5% (8)	10.6% (13)	123
Supplemental academic resources	49.2% (59)	29.2% (35)	10.8% (13)	5.8% (7)	5.0% (6)	120
Opportunities to interact with other parents and families	14.9% (18)	35.5% (43)	30.6% (37)	14.9% (18)	4.1% (5)	121
Effective school/parent communication	47.6% (59)	30.6% (38)	11.3% (14)	5.6% (7)	4.8% (6)	124
Opportunities to be involved at school	23.0% (28)	37.7% (46)	25.4% (31)	8.2% (10)	5.7% (7)	122
Emotional health issues, bullying, peer pressure, etc.	45.5% (55)	34.7% (42)	11.6% (14)	6.6% (8)	1.7% (2)	121
Physical education	44.0% (55)	37.6% (47)	11.2% (14)	4.8% (6)	2.4% (3)	125
Emergency Procedures	42.3% (52)	32.5% (40)	17.9% (22)	4.9% (6)	2.4% (3)	123
Teacher education/staff development	55.6% (69)	27.4% (34)	6.5% (8)	8.1% (10)	2.4% (3)	124
Allergy related issues	11.7% (14)	20.0% (24)	33.3% (40)	15.8% (19)	19.2% (23)	120
Enrichment programs after school	43.4% (53)	31.1% (38)	15.6% (19)	4.9% (6)	4.9% (6)	122
					Comments	18
					answered question	126
					skipped question	1

3. PTA funds directly support curricular and community goals. Please tell us how you prioritize the following needs in order of importance with 1 as most important and 5 as least important. (More than one item can have the same ranking.)

	1	2	3	4	5	Response Count
Instructional Supplies (Workbooks, such as "Wordly Wise" & math workbooks)	71.9% (87)	11.6% (14)	9.9% (12)	4.1% (5)	2.5% (3)	121
Community Building Events (Back to School Picnic, International Night, etc.)	22.9% (27)	37.3% (44)	26.3% (31)	11.9% (14)	1.7% (2)	118
Parent Education (Speakers)	8.4% (10)	23.5% (28)	37.0% (44)	19.3% (23)	11.8% (14)	119
Student Assemblies	23.5% (28)	44.5% (53)	23.5% (28)	6.7% (8)	1.7% (2)	119
Physical plant improvements	13.6% (16)	43.2% (51)	27.1% (32)	9.3% (11)	6.8% (8)	118
Library books	53.7% (65)	30.6% (37)	9.1% (11)	5.8% (7)	0.8% (1)	121
Staff Development	47.5% (57)	35.8% (43)	10.0% (12)	5.8% (7)	0.8% (1)	120
Teacher funds (mini class funds)	55.5% (66)	33.6% (40)	6.7% (8)	3.4% (4)	0.8% (1)	119
Technology equipment (Smart Boards, Computer Lab)	59.0% (72)	24.6% (30)	10.7% (13)	1.6% (2)	4.1% (5)	122
	<i>answered question</i>					122
	<i>skipped question</i>					5



4. Is there a project you would encourage the PTA to focus attention on and or fund in the future?

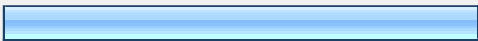


	Response Count
	28
	<i>answered question</i>
	28
	<i>skipped question</i>
	99








5. The PTA has multiple methods of communicating with Nixon families. The main three are: · Nixon News, a paper newsletter that comes out about once a month, with letters from the Principal, articles about things that are happening at Nixon, and pictures and stories from the classrooms. · Nixon eNews, an electronic news bulletin that provides short articles about events at Nixon and in the community. ·The Nixon website (www. nixon.pausd.org) Which methods of communication are useful to you? Please rate the following.

	1 Very Important	2	3	4	5 Not Very Important	No opinion	Response Count
eNews	90.3% (112)	7.3% (9)	2.4% (3)	0.0% (0)	0.0% (0)	0.0% (0)	124
Nixon News (school newspaper sent monthly)	37.4% (46)	26.0% (32)	16.3% (20)	9.8% (12)	8.9% (11)	1.6% (2)	123
Nixon Website	28.9% (35)	21.5% (26)	26.4% (32)	9.1% (11)	10.7% (13)	3.3% (4)	121
Nixon Names (directory)	47.6% (59)	23.4% (29)	16.9% (21)	7.3% (9)	4.0% (5)	0.8% (1)	124
Nixon handbook	10.7% (13)	16.5% (20)	29.8% (36)	19.0% (23)	19.0% (23)	5.0% (6)	121
Friday Folder	66.9% (83)	21.0% (26)	4.8% (6)	2.4% (3)	1.6% (2)	3.2% (4)	124
Word of Mouth	13.9% (17)	22.1% (27)	22.1% (27)	13.9% (17)	18.9% (23)	9.0% (11)	122
	<i>answered question</i>						126
	<i>skipped question</i>						1



6. Do you currently subscribe to the Nixon eNews?

		Response Percent	Response Count
Yes		95.9%	117
No		4.1%	5
	<i>answered question</i>		122
	<i>skipped question</i>		5

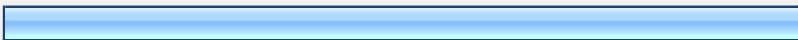


7. Do you read the Nixon News (on paper, in the Friday folders)?			Response Percent	Response Count
Yes, all of it			52.4%	66
Yes, some of it			38.9%	49
No			8.7%	11
			answered question	126
			skipped question	1

8. What kind of information do you want to receive about Nixon? (Check all that apply)			Response Percent	Response Count
Informational items on upcoming events and deadlines			98.4%	125
Letters and updates from the principal			78.7%	100
Articles about things that have happened at Nixon			82.7%	105
Pictures of events at Nixon			60.6%	77
Student articles			63.0%	80
Community announcements			71.7%	91
Directory of names and contact information (NixonNames)			70.9%	90
			Other (please specify)	13
			answered question	127
			skipped question	0

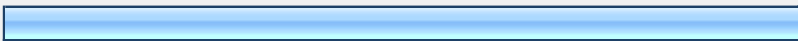

9. Would you like to see a Q & A section in the Nixon News where parents can write in a question to ask about the school, history, or policies?





		Response Percent	Response Count
Yes		76.0%	92
No		24.0%	29
		answered question	121
		skipped question	6



10. The PTA is considering moving to an electronic version of the paper Nixon News. Would you be interested in receiving it electronically instead of on paper?



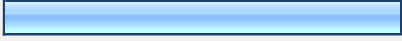
		Response Percent	Response Count
Yes		87.9%	109
Yes, but only if I could get it on paper too		10.5%	13
No (Skip to question #12)		1.6%	2
		answered question	124
		skipped question	3




11. If yes, would you still want the Nixon News electronically if it could NOT include pictures of Nixon students? (This will determine the kind of methods the PTA will consider in making it available electronically.)

		Response Percent	Response Count
Yes		87.8%	108
No		12.2%	15
		answered question	123
		skipped question	4

12. In which format would you be most likely to read the Nixon News?			Response Percent	Response Count
I would prefer the paper and am unlikely to look for it online.			4.9%	6
I would prefer to receive it on paper and also be able to access it online.			27.0%	33
I would prefer to read it online only and receive no paper copy at all.			63.9%	78
It wouldn't matter, I rarely read it.			4.1%	5
		answered question		122
		skipped question		5

13. Do you attend Parent Education lectures at other schools or sites around Palo Alto? (Examples-Parents Place, Stanford Hospital, Children's Health Council)			Response Percent	Response Count
Yes			32.8%	40
No			67.2%	82
		answered question		122
		skipped question		5



14. Are you interested in attending Parent Education events at Nixon?			Response Percent	Response Count
Yes			34.1%	43
No (Skip to #17)			22.2%	28
Maybe			43.7%	55
		answered question		126
		skipped question		1

15. What time of day would you be most likely attend a Parent Education meeting at Nixon? Check all that apply.			Response Percent	Response Count
Morning Coffee			44.8%	43
Brown Bag Lunch			22.9%	22
Evening after dinner starting around 7:30pm			57.3%	55
			<i>answered question</i>	96
			<i>skipped question</i>	31


16. What topics would you be most interested in hearing about at a Parent Education event?		Response Count
		35
		<i>answered question</i>
		<i>skipped question</i>
		92

17. Do you currently contribute to any of these fundraising programs?			
	Yes	No	Response Count
PIE (Partners in Education)	85.5% (100)	14.5% (17)	117
Direct Nixon PTA Donation	90.5% (105)	9.5% (11)	116
Nixon Auction	60.8% (59)	39.2% (38)	97
Gift Wrap	46.7% (43)	53.3% (49)	92
eScrip	60.2% (62)	39.8% (41)	103
			<i>answered question</i>
			<i>skipped question</i>
			124
			3

18. Did you know that funds raised by PIE are the only funds that can be used for personnel funding? This includes technology instruction, reading and math specialist, aides, etc.

		Response Percent	Response Count
Yes		82.7%	105
No		17.3%	22
		<i>answered question</i>	127
		<i>skipped question</i>	0

19. What can the PTA do to enable you to be more involved?

		Response Percent	Response Count
Morning meetings		38.2%	34
Lunch meetings		12.4%	11
Evening meetings		38.2%	34
Weekend events		38.2%	34
Other-Please share any ideas for how we can better communicate with you about volunteer opportunities.			19
		<i>answered question</i>	89
		<i>skipped question</i>	38

20. How successful is the Nixon PTA in reaching out to the community, especially to new incoming families? Please share any ideas that you may have in how we can improve our outreach to new families.

		Response Count
		39
		<i>answered question</i>
		<i>skipped question</i>
		88

21. Are there any other thoughts you would like to convey to the Nixon PTA?

		Response Count
		36
	<i>answered question</i>	36
	<i>skipped question</i>	91